



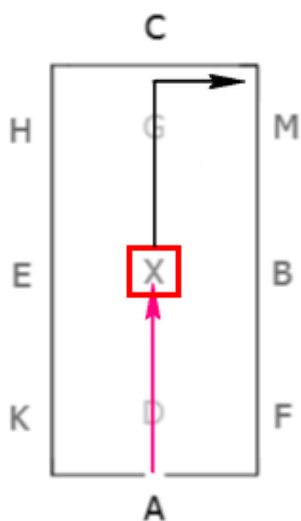
WEDU LEVEL 6 - MEDIUM ©

Effective 1st July 2018

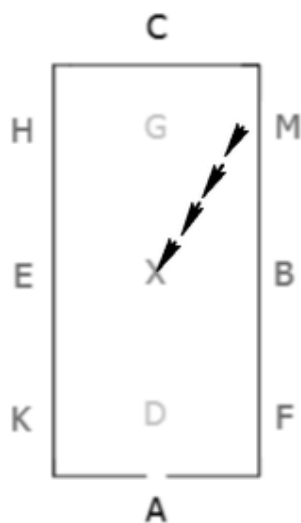
Colour Codes: **BLACK** = Walk, **BLUE** = Trot, **YELLOW** = Free Walk,
RED = Halt, **ORANGE** = Trot Stretch, **GREEN** = Working Canter,
PINK = Collected Canter, **PURPLE** = Medium Canter

The diagrams depicted below have been prepared to provide a guide only. All errors and omissions are unintentional. Straight lines into the corners without bend are for direction purposes only. Please read in conjunction with dressage test directives.

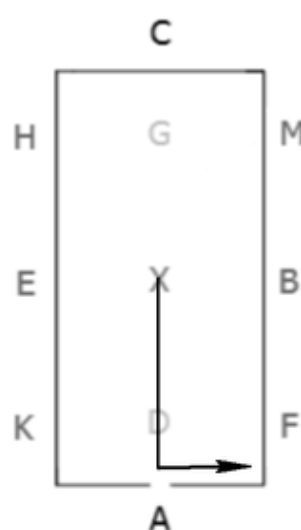
- 1** A Enter Collected Canter
X Halt. Salute. Proceed at Medium Walk
C Track Right



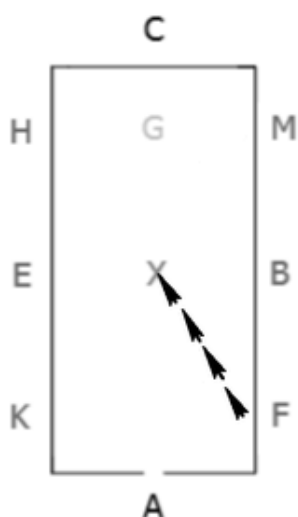
- 2** M X Half Pass Right



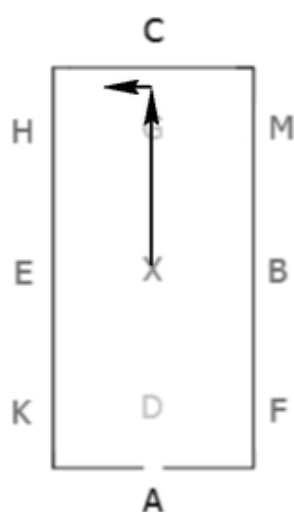
- 3** X Straight down centre line
A Turn left



- 4** F - X Half pass left



- 5** X Straight down centre line
C Turn Left



- 6** BTW Collect the walk and 1/2
C & pirouette left
Corner



- 7** BTW Collect the walk and
C & 1/2 pirouette right
Corner



- 8** C Collected Trot



- 9** HXF Medium Trot



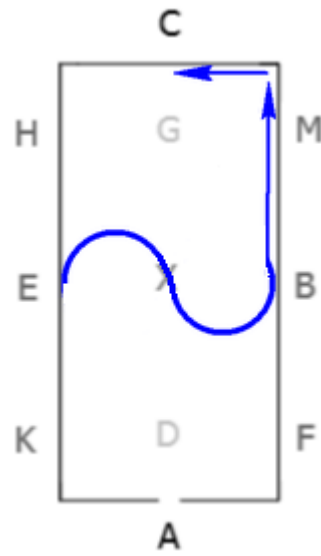
10 F Collected Trot



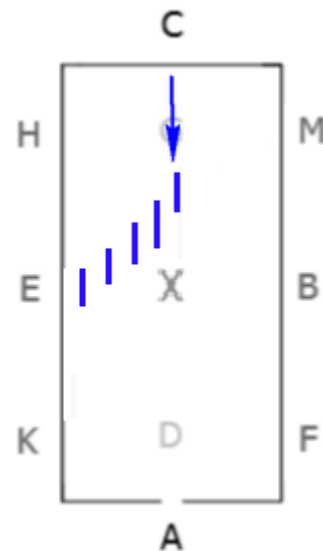
11 A
D - E Down centreline
Leg yield left



12 E - X
X - B Half circle right 10m
Half circle left 10m



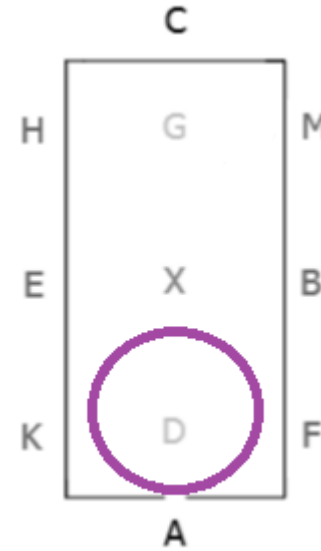
13 C
G - E Down centreline
Leg yield right



14 E Collected Canter left



15 A Circle left 15 m
Medium Canter



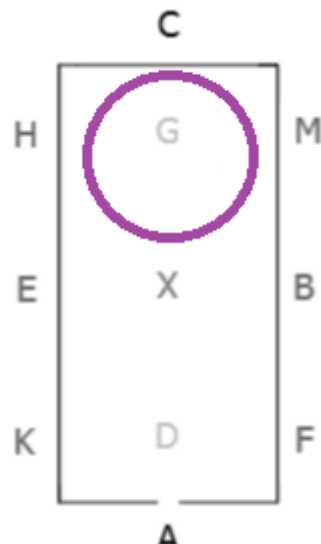
16 A On returning to A
10 m circle Collected Canter



17 FXH Change rein with flying change
between X and H



18 C Circle Right 15m in medium
canter

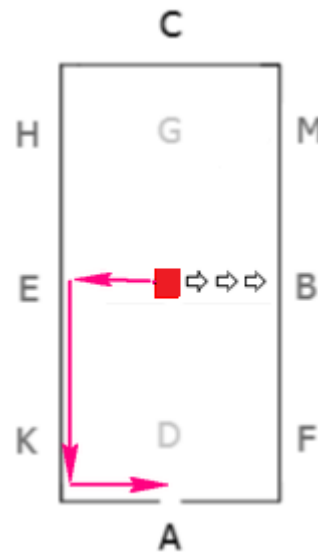
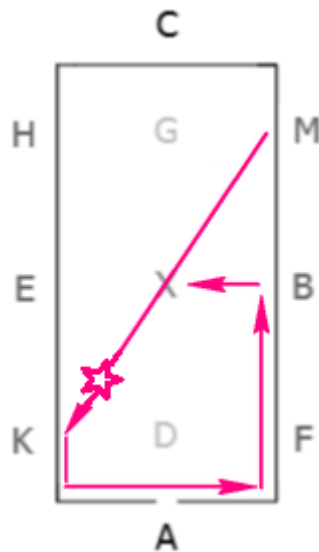
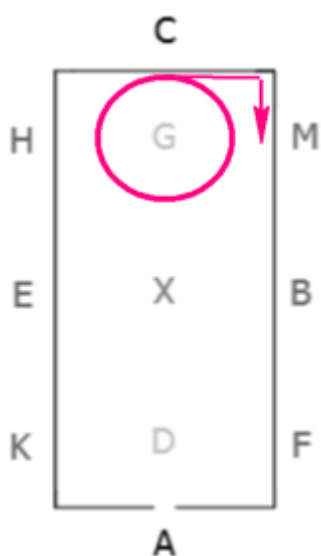


19 C On returning to C circle Right 10m at Collected canter

20 MXK Change Rein with flying change Between X and K

21 B Turn Left
X Halt. Rein back 4-6 steps. Proceed in Collected Canter Left

E Turn Left.



22 A Turn Down centre line. X Halt and Salute
X

