



WEDU LEVEL 4 - NOVICE ©

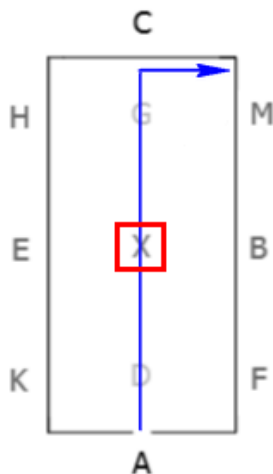
Effective 1st July 2018

Colour Codes: **BLACK** = Walk, **BLUE** = Trot

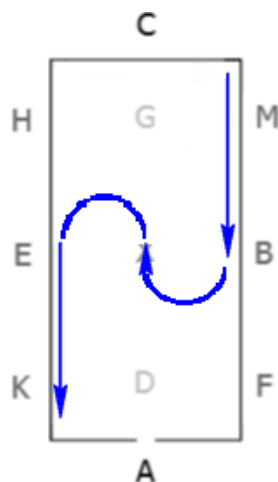
YELLOW = Free Walk, **RED** = Halt, **ORANGE** = Trot Stretch, **GREEN** = Canter

The diagrams depicted below have been prepared to provide a guide only. All errors and omissions are unintentional. Straight lines into the corners without bend are for direction purposes only. Please read in conjunction with dressage test directives.

- 1** A Enter at Working Trot.
X Halt. Salute. Proceed at Working Trot
C Track Right



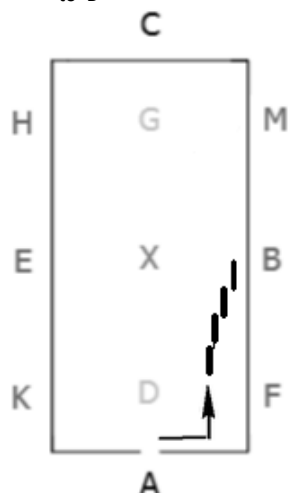
- 2** B - X Half circle right 10m
X - E Half Circle left 10m



- 3** A Halt. Rein back 3-5 steps.
Proceed in Medium Walk



- 4** After A Turn down 1/4 line and Leg yield right to B



- 5** B - H On the short diagonal change rein in free walk on a long rein



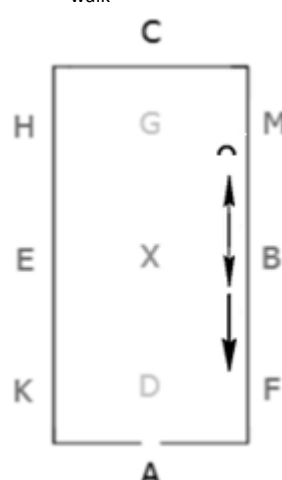
- 6** After C Turn down 1/4 line and Leg yield left to B



- 7** Btw B&F Collect walk steps. Half turn right on haunches to Proceed in medium walk



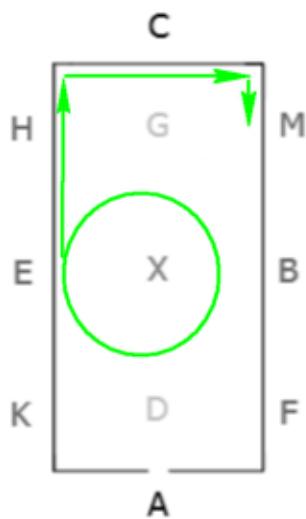
- 8** Btw B&M Collect walk steps. Half turn on left haunches to Proceed in medium walk



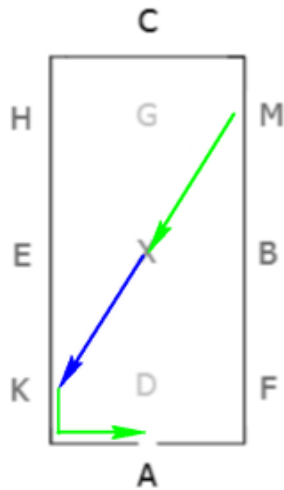
- 9** F A Working Trot
Working Canter Right



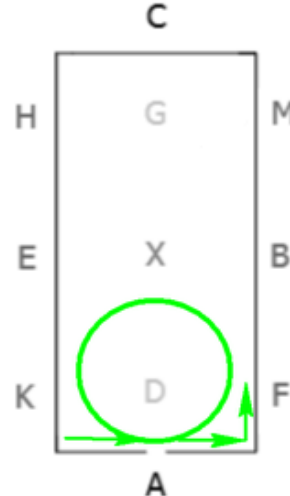
- 10** E Circle Right 15m
Working Canter



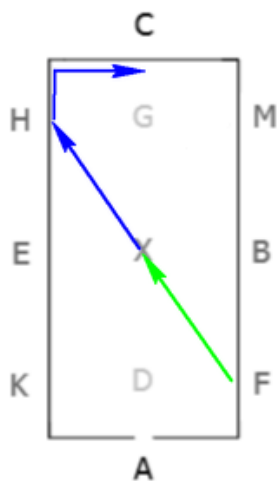
- 11** MXK Change rein
X Trot
K Canter



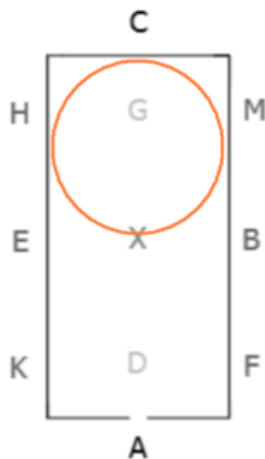
- 12** A Circle Left 15m
Working Canter



- 13** FXH Change rein
X Trot



- 14** C 20m circle right at trot allowing
the horse to stretch forward and
downwards.
C Retake reins



- 15** B-X ½ 10m circle
X Down Centreline
G Halt. Salute

